

The logo for the Montshire Museum of Science is located in the top right corner. It consists of three overlapping triangles: a red one at the top, a green one on the left, and a teal one at the bottom. To the right of these triangles, the text "MONTSHIRE MUSEUM OF SCIENCE" is written in a bold, black, sans-serif font, arranged in three lines.

**MONTSHIRE  
MUSEUM OF  
SCIENCE**



A VISUAL PLANNER


---

## **Preparing for My Visit to the Montshire Museum of Science**

[WWW.MONTSHIRE.ORG](http://WWW.MONTSHIRE.ORG)

---

## Instructions

1. A few days before your visit, print out the picture cards, checklist and first/then sheets on the following pages to plan your trip to the Montshire Museum of Science.
  2. To help you decide where you want to go, read about the different exhibits and experiences on the Montshire's website. Information is located in the [Exhibits section](#) of the website.
  3. When you've decided which areas you want to visit, cut out the cards you're interested in and attach them to your planner. There are also other cards to say when you need to take a break, use the restroom, or anything else that will make your visit more comfortable.
  4. Be sure to leave some boxes on your planner empty so you can add to your list while you are at the Museum.
  5. Bring your completed planner with you to the Museum.
- 



**1st floor: Give it a Whirl**



**1st floor: Wonder Woods**



**1st floor: Bubbles**



**1st floor: The Piano**



**1st floor: The Natural World**




**1st floor: Leafcutter Ants**



**1st floor: Life in Local Waters**



**1st floor: Frogs and Toads**



**1st floor: Ball Machines**



**1st floor: Museum Store**



**1st floor: Rigamajig**



**2nd floor: Science Discovery Lab**




**2nd floor: da Vinci Machines**



**2nd floor: Making Music**



**2nd floor: AirWorks**



**Tower: Light Around Us**



**Tower: Fog**



**Tower: Observation Deck**



**Outdoors: Dining Space**



**Outdoors: Venus Garden**



**Outdoors: David Goudy Science Park**



**Outdoors: Blue Blocks (June 2022)**



**Outdoors: Play Grove**



**Outdoors: Woodland Garden**



**Outdoors: River Loop Trail**



**Outdoors: Blood Brook Trail**



**Outdoors: Meadow Walk**



**Outdoors: Planet Walk**



**Outdoors: Ridge Trail**



**I need a  
restroom**

**I need a break**

**I would  
like to eat**

**I would like to  
drink water**

**I need a  
quiet space**

**I need to  
sit down**

**I need help**

**I would like  
to go home**

**I need**  
\_\_\_\_\_

**I would like**  
\_\_\_\_\_

---

## My Visit to the Montshire

<b>This is what I will see or do:</b> (attach picture cards or write steps)	<input checked="" type="checkbox"/> <b>All done</b>

---

## My Visit to the Montshire

<b>This is what I will see or do:</b> (attach picture cards or write steps)	<input checked="" type="checkbox"/> <b>All done</b>



---

# My Visit to the Montshire

<b>This is what I will see or do:</b> (attach picture cards or write steps)	<input checked="" type="checkbox"/> <b>All done</b>

# My Visit to the Montshire

(attach picture cards or write steps)

<b>First</b>	<b>Then</b>

# My Visit to the Montshire

(attach picture cards or write steps)

<b>First</b>	<b>Then</b>

# My Visit to the Montshire

(attach picture cards or write steps)

<b>First</b>	<b>Then</b>

---

Contact the Montshire Museum of Science for information about accessibility, accommodations, and programs for visitors with disabilities.

**Telephone: (802) 649-2200**

**Email: [montshire@montshire.org](mailto:montshire@montshire.org)**

Montshire Museum of Science  
1 Montshire Road  
Norwich, VT 05055

**[www.montshire.org](http://www.montshire.org)**