

The logo for the Montshire Museum of Science is located in the top right corner. It consists of a white triangle with a red top point, a green left point, and a teal bottom point. To the right of this triangle, the text "MONTSHIRE MUSEUM OF SCIENCE" is written in a bold, black, sans-serif font, arranged in three lines.

**MONTSHIRE
MUSEUM OF
SCIENCE**




A VISUAL PLANNER

Preparing for My Visit to the Montshire Museum of Science

WWW.MONTSHIRE.ORG

Instructions

1. A few days before your visit, print out the picture cards, checklist and first/then sheets on the following pages to plan your trip to the Montshire Museum of Science.
 2. To help you decide where you want to go, read about the different exhibits and experiences on the Montshire's website. Information is located in the [Exhibits section](#) of the website.
 3. When you've decided which areas you want to visit, cut out the cards you're interested in and attach them to your planner. There are also other cards to say when you need to take a break, use the restroom, or anything else that will make your visit more comfortable.
 4. Be sure to leave some boxes on your planner empty so you can add to your list while you are at the Museum.
 5. Bring your completed planner with you to the Museum.
- 



1st floor: Penny Well



1st floor: Wonder Woods




1st floor: Bubbles



1st floor: The Piano



1st floor: The Moose




1st floor: Leaf Cutter Ants



1st floor: Life in Local Waters



1st floor: Frogs and Toads



1st floor: Ball Machines



1st floor: Museum Store



1st floor: AirWays



1st floor: AirWorks



2nd floor: Creative Building Center



2nd floor: Science Discovery Lab



2nd floor: Planetary Landscapes




2nd Floor: Solve It!



2nd floor: Ocean Bound



2nd floor: Honey Bees



Tower: Light Around Us



Tower: Fog



Tower: Observation Deck



**I need a
restroom**

I need a break

**I would
like to eat**

**I would like to
drink water**

**I need a
quiet space**

**I need to
sit down**

I need help

**I would like
to go home**

I need

I would like

My Visit to the Montshire

This is what I will see or do: (attach picture cards or write steps)	<input checked="" type="checkbox"/> All done

My Visit to the Montshire

This is what I will see or do: (attach picture cards or write steps)	<input checked="" type="checkbox"/> All done

My Visit to the Montshire

This is what I will see or do: (attach picture cards or write steps)	<input checked="" type="checkbox"/> All done

My Visit to the Montshire

(attach picture cards or write steps)

First	Then

My Visit to the Montshire

(attach picture cards or write steps)

First	Then

My Visit to the Montshire

(attach picture cards or write steps)

First	Then

Contact the Montshire Museum of Science for information about accessibility, accommodations, and programs for visitors with disabilities.

Telephone: (802) 649-2200

Email: montshire@montshire.org

Montshire Museum of Science
1 Montshire Road
Norwich, VT 05055

www.montshire.org